

Brave new world



Government's role | Trust | New technology | PP new era

A reality check


- No country knows how they spend their money - around **15 - 20% of global GDP**
- Value for money? Satisfaction?
- Nobody knows exactly, but up to **30%** wasted on corruption (#1 corruption risk)
- EU Parliament thinks procurement corruption costs **EUR 5 Billion** every year
- Many governments complaint about lack of analysis tools & staff

Public Procurement

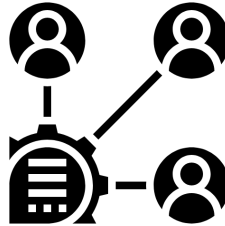


Open contracting as a solution


We invite governments to:



Publish open data,



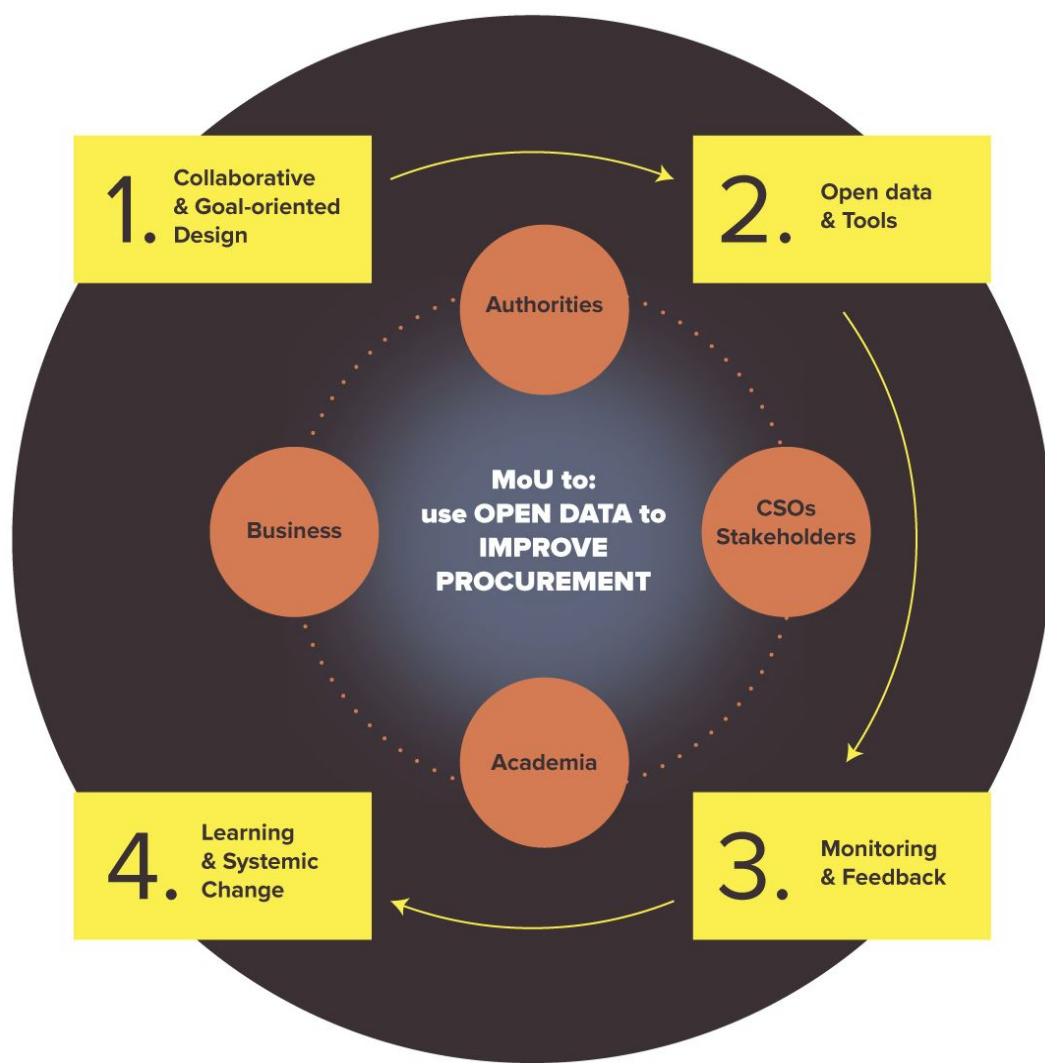
engage stakeholders into monitoring



to improve policies

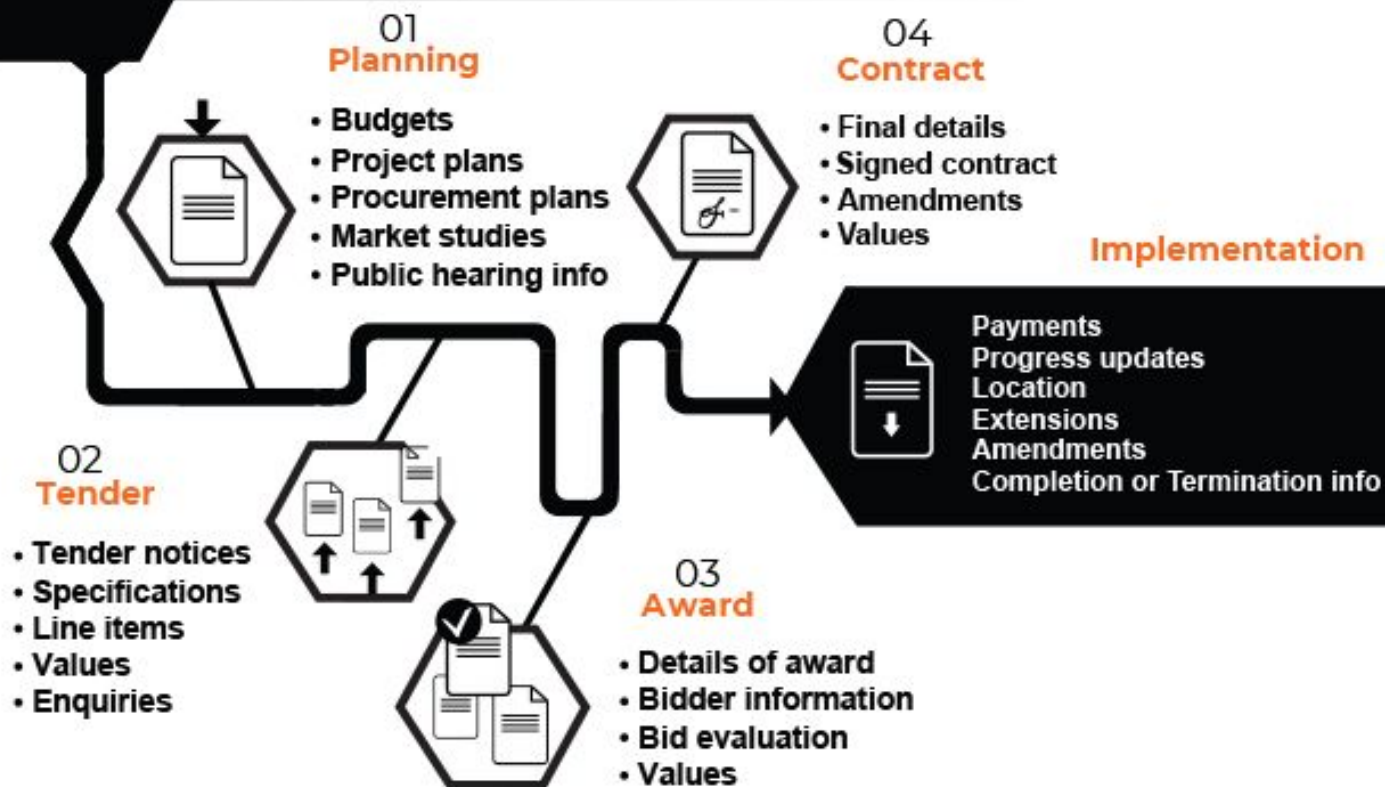
To be able to

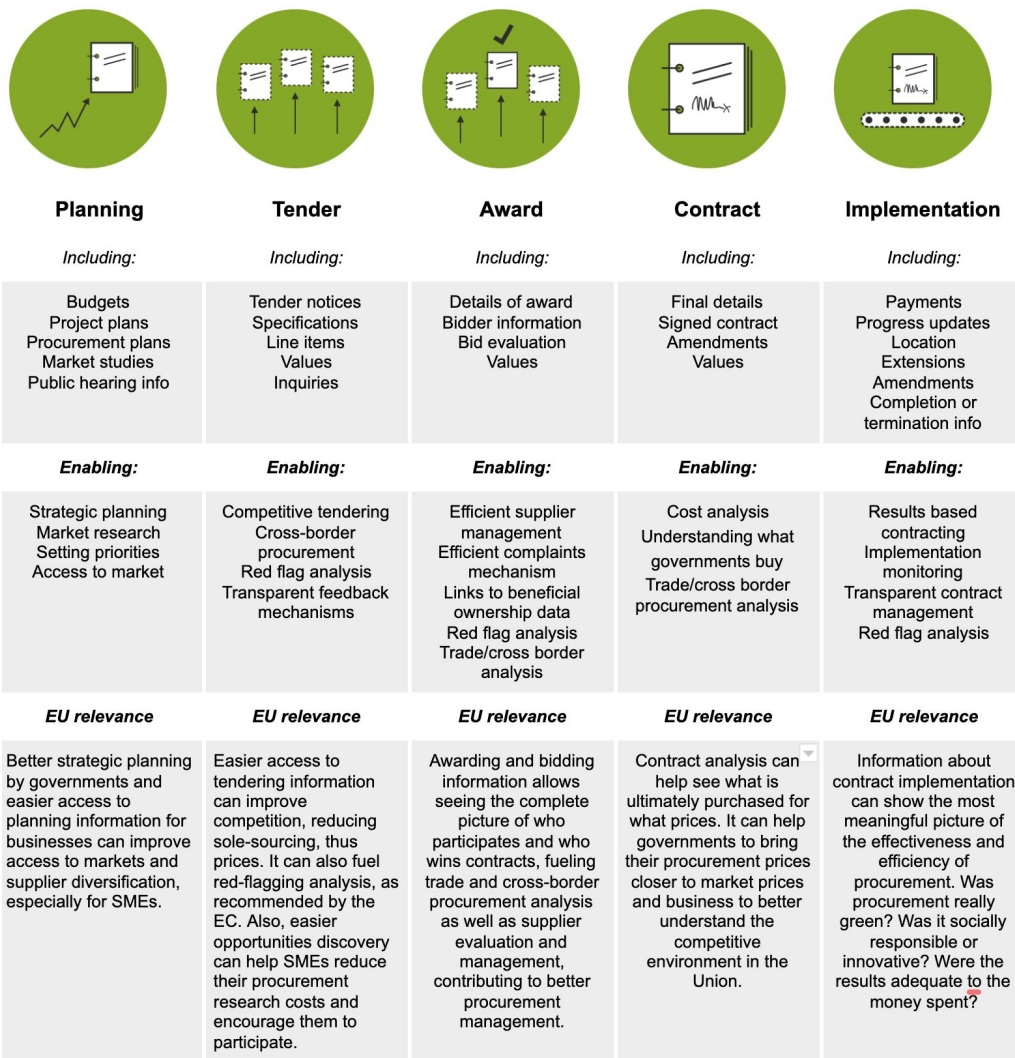
- boost government capacity to **improve procurement policies** by strategic use of open data and targeted engagement of stakeholders;
- enable **business to participate in public procurement** with more business intelligence, using open data and technology solutions and;
- create better conditions for CSOs and academia to **perform data-driven public procurement** monitoring and create evidence-based policy proposals.



OCDS

Open Contracting Data Standard in Open Procurement





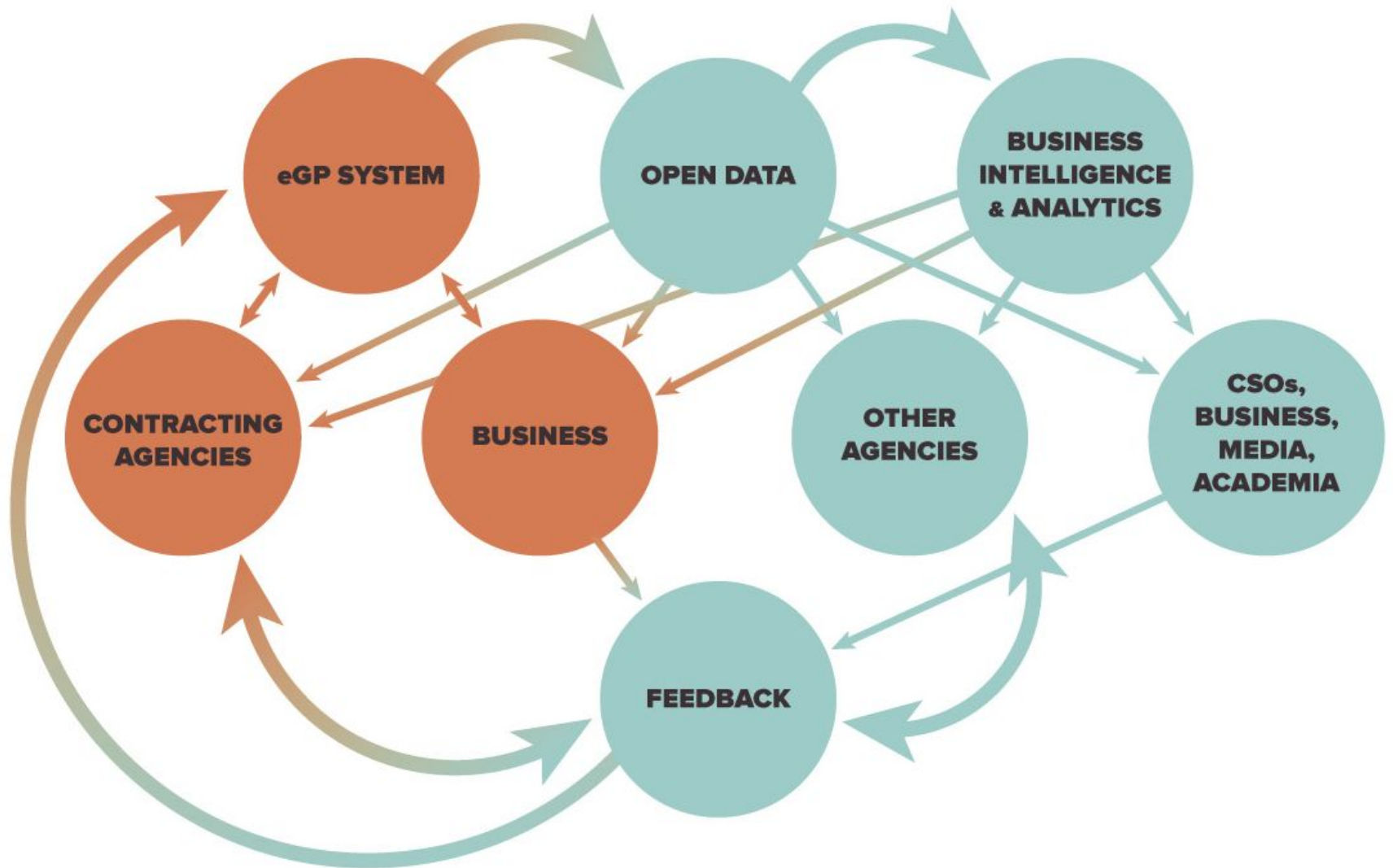


Figure 2: Competitive Bidding around Open Procurement Data

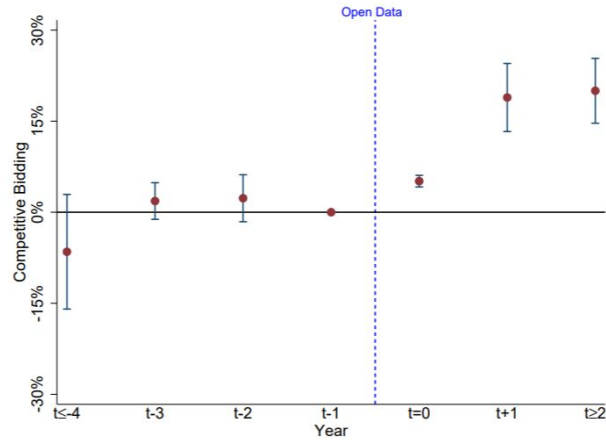


Figure 3: Number of Bids around Open Procurement Data

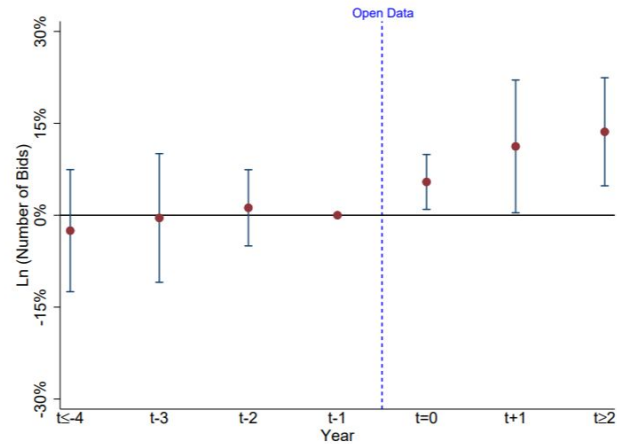
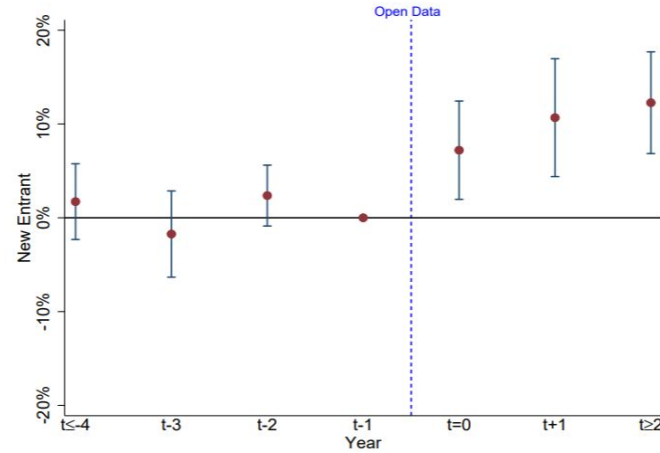


Figure 4: Market Entry by New Suppliers around Open Procurement Data



Duguay, Rauter and Samuels 2019 shows impact of open data on EU TED data set.

Significant increase in competition & market entry & decreased sole sourcing

Potential impacts

- Savings
- Increase in competition & supplier diversification
- Better policies as a result of evidence & analytics
- Better feedback mechanisms
- Happier business & empowered SMEs
- Increase of integrity and corruption reduction
- General interest growth & engagement / tooling infrastructure
- Public bodies & SOEs: data-based monitoring
- Increase in quality of complaints

Vision for the EU



Unified and standardized procurement data infrastructure across 27 countries



so that **250 thousands agencies spend 14% (EUR2 trillion)** in the most efficient & accountable way
so that business, esp SMEs can participate & watch procurement, and
so that CSOs and academia can safeguard our tax money



Achieving Single Market objectives
Achieving Public Procurement Strategy objectives, including strategic procurement
Achieving Digital Agenda objectives

What has to be done?

First, **DG CONNECT** has to include procurement data into the list of “high-value datasets” under the PSI Directive

Second, **DG GROW** has to encourage countries to publish open data collected through new TED eForms and support these efforts

Third, **DG REGIO** has to promote the use of procurement data for Cohesion spending monitoring (30% of the EU budget) and support these efforts, also offer knowledge & ideas

Fourth, other **DGs and EU bodies** have to start using data for their own benefit (i.e. Single Market scorecard)

Fifth, **countries** have to align their policy goals with the ones above.

Who is behind?

THE WORLD
POLITICAL

WBG + | European Commission | G7 & G20 | OECD | ±30 countries | Ecosystem of DSIs

Maple 6

Scale 1:10,000,000

Scale 1:10,000,000

Scale 1:10,000,000

Scale 1:10,000,000

Scale 1:10,000,000

Scale 1:10,000,000

Scale 1:10,000,000

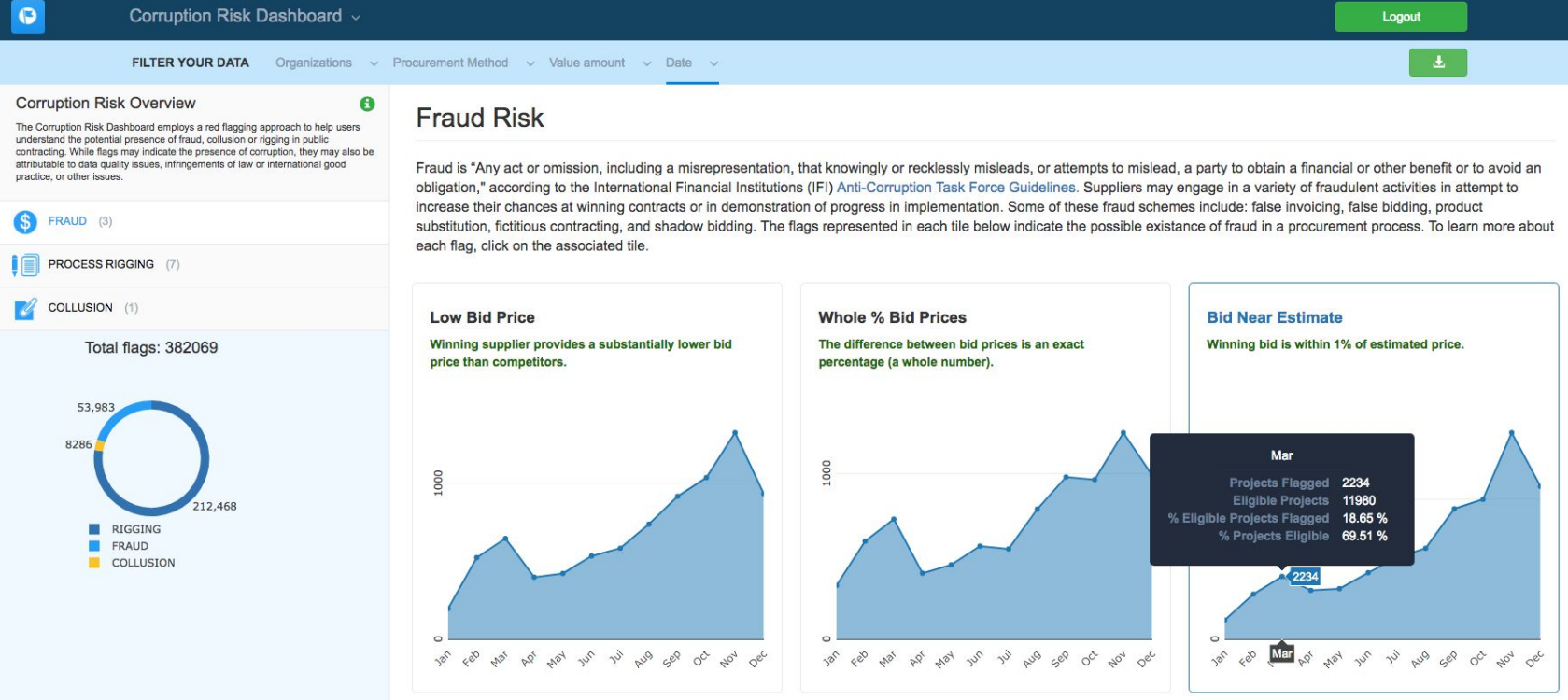
Scale 1:10,000,000

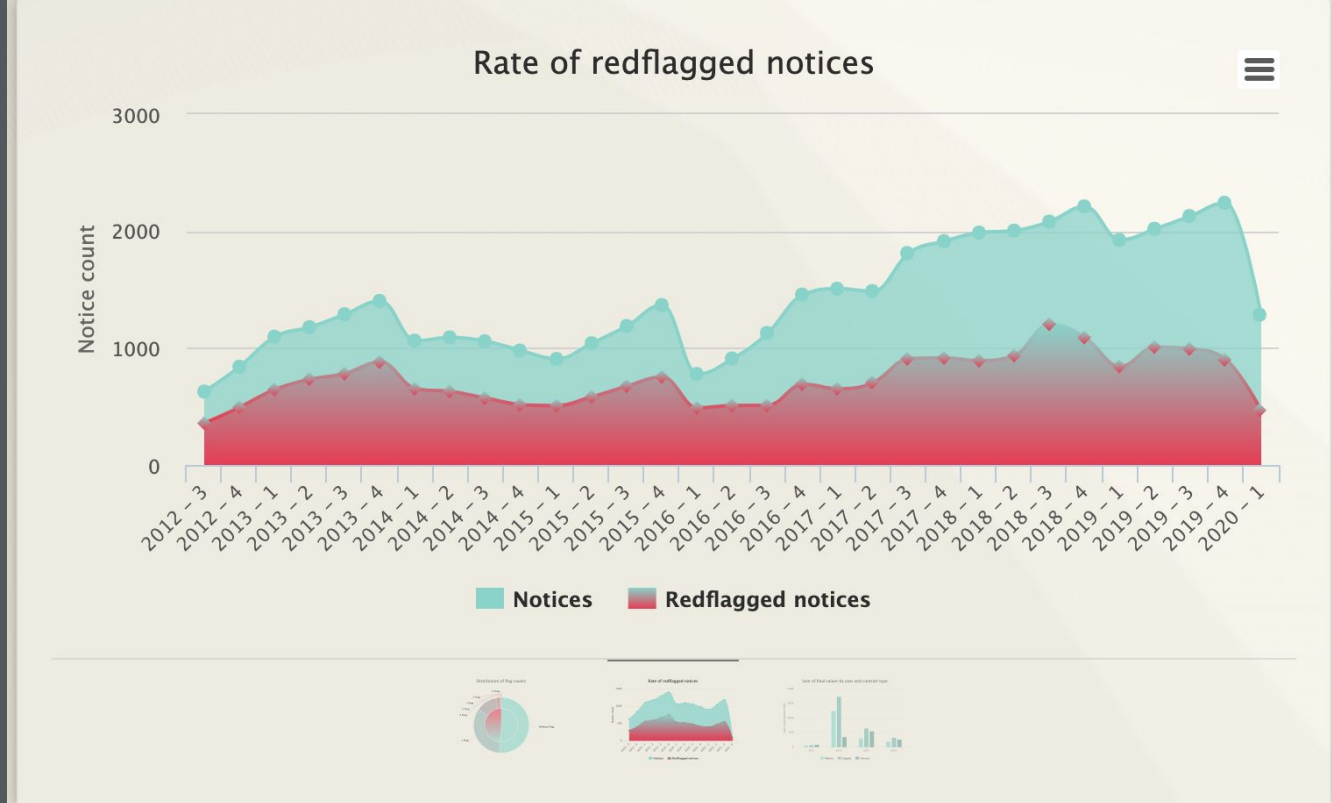
Scale 1:10,000,000

Scale 1:10,000,000

1


RED FLAGS & CORRUPTION RISKS





COUNTRY	WHAT	LINK
EU	Red-flagging on TED data	redflags.eu

Tenders Guru is a website that allows to monitor public procurement processes in Hungary, Poland, Romania, and Spain.



Choose your country:



Hungary



Poland



Romania



Spain

UKRAINE

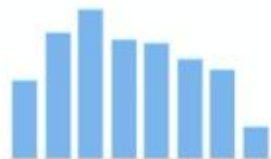
Based on the pilot implementation by civil society, government of Ukraine adopted the red-flags approach to procurement monitoring:

- **Mandatory red-flags system owned and operated by government**
- **Monitoring is performed by the State Audit Service of Ukraine based on red-flags triggers**
- **Daily statistics about monitorings of procedures**

Перевірено процедур



1 026 843



1,25 трлн. грн.

Процедур з ризиком



78

Дата: лютий 2019
Перевірено процедур: 114
232



133,85 млрд. грн.

Процедур з ризиком, %



7,6 %



10,73 % за очікуваною вартістю, грн

Процедур з моніторингом



3 164



31,24 млрд. грн.

Кількість індикаторів

35

Індикаторів спрацювало

35

Кількість замовників

26 815

Замовників з ризиком

9 418

Відбір процедур зі спрацьованими індикаторами ризику

Введіть ідентифікатор процедури



2019-05-04 ~ 2019-06-04



Замовник

Процедура

Предмет закупівлі

Ризик

Моніторинг

Регіон

System of influence and control of purchases

ProZorro monitoring tool

Give feedback

All reviews



17 billion

We risk losing



4257

Sophisticated Tenders



1036

Comments



8339

Reviews

Customers who respond to reviews

Buy purchases are most actively monitored

UkrposhtaUkrgazvidobuvannyaEnergoatomMariupol city councilDP NEK "UKRENERGO"PJSC "Vinnytsyaoblenergo"

LATEST NEWS

The Cabinet has renewed its own fleet of nearly UAH 23 million

Sphere analysis

COUNTRY

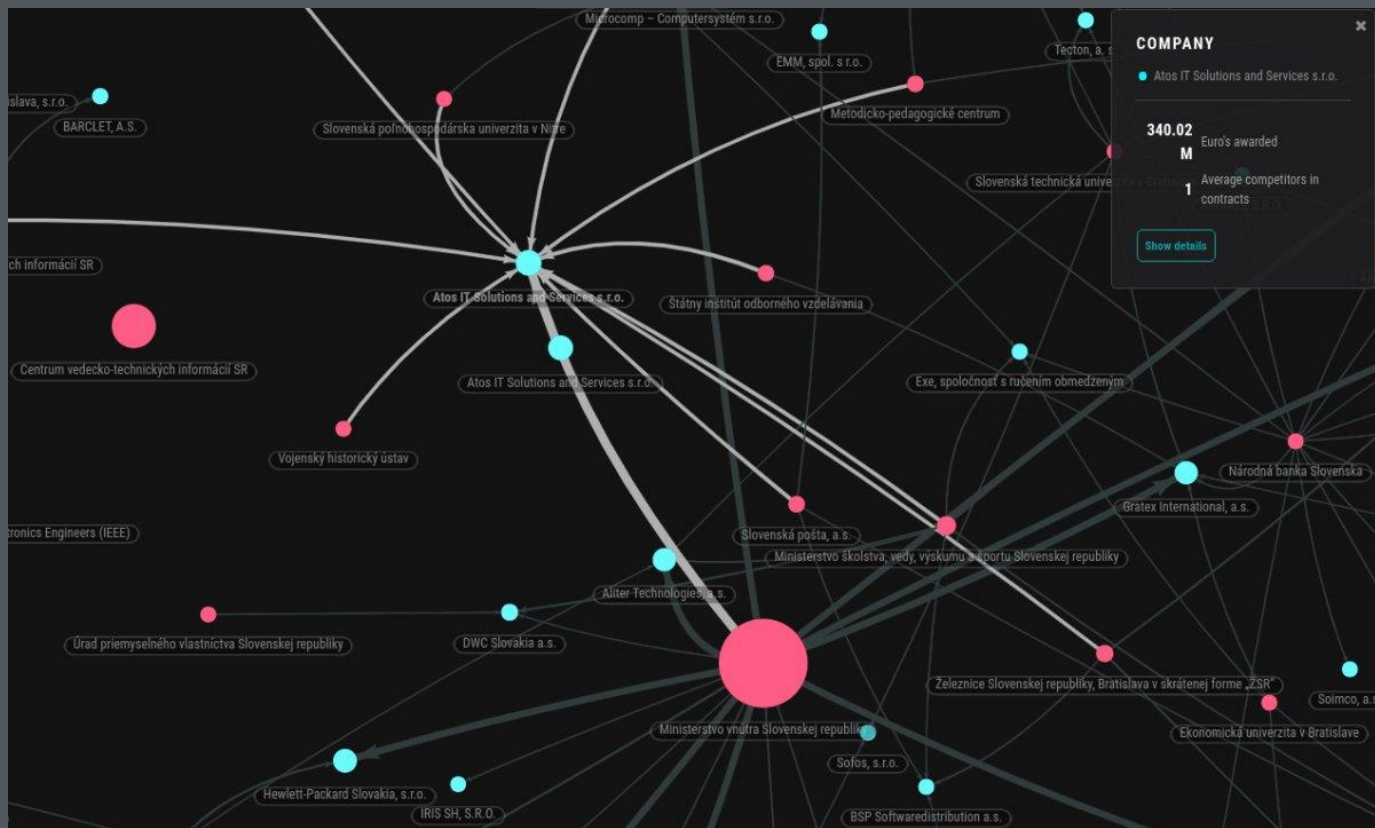
UKRAINE

WHAT

DOZORRO allows citizens to comment on all of PROZORRO contracting processes

LINK

DOZORRO.ORG



COUNTRY	WHAT	LINK
Netherlands	ELVIS maps your tenders to the companies winning.	

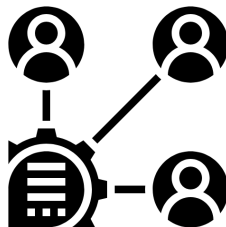
Open contracting: how we can help?



Publish open data,



OCDS
OC4IDS
Technical helpdesk
Data quality guidance
Resources



engage stakeholders into monitoring



Methodologies
Workshops
Examples
Library of 50+ open source tools



to improve policies



Monitoring frameworks
Red Flags guidance
Confidentiality & secrecy
guidance
Health guidance
Infrastructure guidance
EU guidance
WTO GPA guidance

We can help with



THE
Future
IS
Open